

# Create a Profile

If you are an individual making a personal donation, you are not required to create a profile. You may use the URL at the top of the next page to proceed to the giving site for individuals. We strongly recommend our member churches create a profile to make future donations easier and to access their giving history.

Go to <http://tinyurl.com/SCBCDonations>

**South Carolina Baptist Convention**

The unique ID field should be 7 Numeric Digits. (SBC ID for churches and #0091035 for individuals)

### Add Profile

Organization  
Name of Church

Title  
Title of person making donation

Prefix  
-- choose --

First Name  
Name of person making donation

Last Name  
Name of person making donation

Suffix  
-- choose --

Unique ID  
SBC ID (7 numeric digits)

Password [Password Rules](#)

Confirm Password

Add

+ Add An Address

+ Add An Email

+ Add A Phone

If you have a current remittance form, it will be at the top of the page.

When creating your new password, remember that they are case sensitive. Your new password must be between 6 and 25 characters in length, contain upper and lower case letters, and at least one number. Special characters are optional. For a password change your new password must be different than your last four passwords.

Click here when all information above has been populated.

Powered By **SecurityMetrics Credit Card SAFE**

Contact Amanda Pitts at 803-227-6158 of you need to be assigned a church number or if you need assistance.

- Go to the Accounts tab
- Using one of the green plus signs - add a Debit/Credit Card or an eCheck to your profile
- After you have entered your card information or bank account information click Add
- Proceed to Step 4 on the next page of instructions to make your first donation

# Making a donation after creating a profile



Step 1: Go to [www.scbaptist.org/online-giving](http://www.scbaptist.org/online-giving)

## ONLINE CONTRIBUTIONS

The South Carolina Baptist Convention accepts online contributions. This service is secure and contributions are recorded on the date of the transaction. One may use an eCheck, Visa, MasterCard, American Express, or Discover. We provide a secure website and a [step by step instruction guide](#) to better assist you in your online contributions.



*The South Carolina Baptist Convention is registered as a 501(c)(3) non-profit organization. Contributions to the South Carolina Baptist Convention are tax-deductible to the extent permitted by law. Our tax identification number is 57-0360087.*

**Churches click here**



**CHURCH CONTRIBUTIONS**

**Individuals click here**



**INDIVIDUAL CONTRIBUTIONS**

Step 2: Click on the 'Log In' button

Step 3: Enter Email Address and Password, then click on the 'Login & Go to My Profile' button

Step 4: Go to the Donations Tab

Step 5: Using the green plus sign click Add a Donation

Step 6: Select a page to make a donation, as appropriate

Step 7: Complete the Donation Categories section

Step 8: Complete the Donation Frequency section by selecting One Time Donations or Recurring Donations. If you choose recurring, please enter an ending date.

Step 9: Complete the Payment Information section by entering your card information or bank account information. If you have a payment option saved in your profile, you should see a 3<sup>rd</sup> payment option for a stored account.

Step 10: Double check your entry(s)

Step 11: Select Authorize

Step 12: Click Submit to send your donation